

Ultima V Forsan

Set One: Characters
Cardstock Miniatures Designed For
Roleplaying and Wargaming



MULTI LAYER PDF
INCLUDES BONUS MATERIAL

@OKUM/16



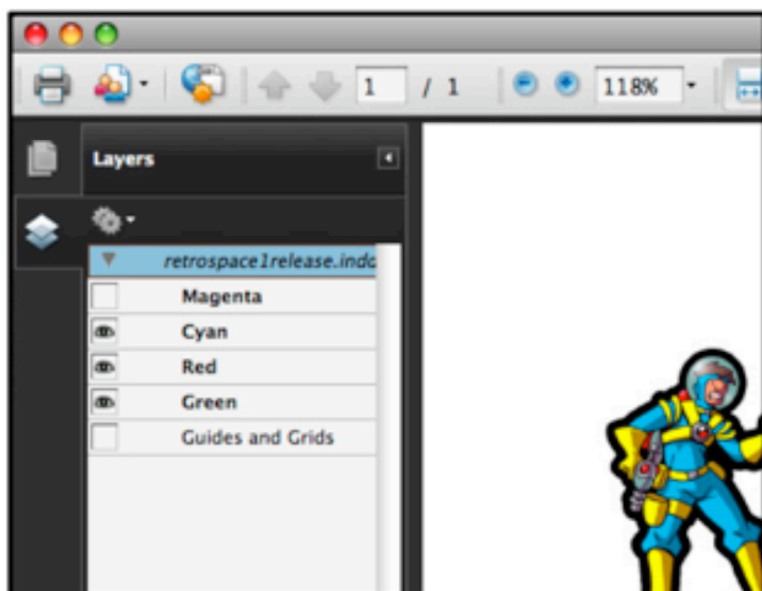
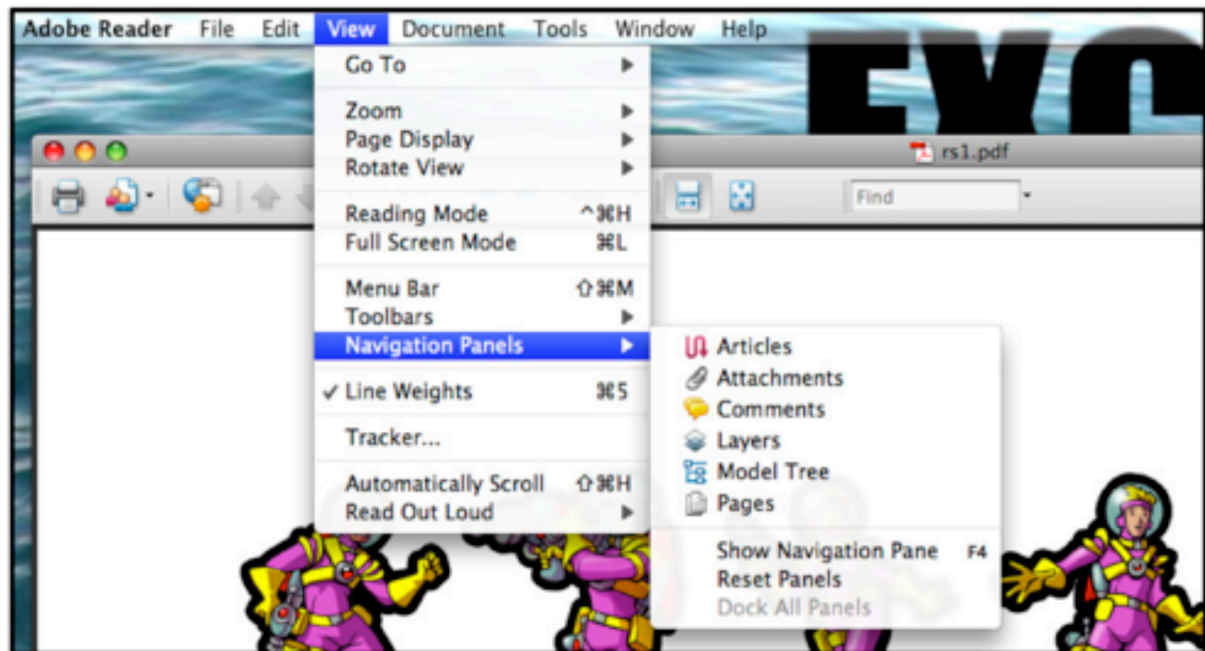
OKUM
ARTS
GAMES

USING LAYERED PDFS



IF IT SAYS MULTI-LAYERD PDF YOU CAN ALTER THE APPEARANCE OF THE FIGURES IN THE SET. MULTI-LAYERED PDF FILES ALLOW YOU TO CUSTOMIZE THE OUTPUT. PRINT OUT A VARIETY OF FACTIONS AND ARMIES FROM ONE FILE.

TO MODIFY THE FIGURE, SIMPLY OPEN THE VIEW/NAVIGATION PANEL/LAYERS MENU.



CLICK OFF THE EYES TO REVEAL COLOURS, TEXTURES OR OPTIONS BELOW.

USING THIS TECHNIQUE EXPANDS THE NUMBER OF FIGURES AVAILABLE FOR EACH SET.

AS ALWAYS, PLEASE USE RESPONSIBLY!

CREATING CARDSTOCK MINIATURES

OK, SO THIS ISN'T AN EXACT SCIENCE OR ANYTHING AND YOUR MILEAGE MAY VARY, BUT THIS IS HOW I BUILD CARDSTOCK MINIATURES.




1. PRINT OUT THE PDF WITHOUT ANY PAGE SCALING AND CUT OUT EACH LINE OF MINIATURES.



2. CAREFULLY SCORE THE RED LINE OF THE MINIS WITH A CRAFT KNIFE. DON'T CUT OR PRESS TOO HARD. THIS WILL HELP YOU FOLD THE CARDSTOCK.



3. FOLD ALONG THE RED SCORED LINE CAREFULLY. MAKE SURE EACH SIDE LINES UP.



4. APPLY GLUE TO THE BACK SIDE AND FOLD THE FIGURES OVER.



5. PRESS DOWN ON THE UNGLUED SIDE TO GET RID OF AIR POCKETS AND SPREAD THE GLUE.



6. CUT THE FIGURES APART. ALWAYS CUT AWAY FROM YOUR OTHER HAND.




7. CAREFULLY CUT AROUND THE FIGURE LEAVING SOME OF THE BLACK OUTLINE.




YES!



8. COLOUR IN THE EDGES OF THE MINIATURE WITH A MARKER. THIS MAKES IT LOOK AWESOME.



9. CUT 2 X 2 CM SQUARES OF FOAMCORE FOR THE BASES.



10. CUT A SLOT IN THE MIDDLE AND POP IT SO THE MINI CAN SLOT INSIDE.



11. SLOT IN THE MINI AND YOU ARE DONE.



I'M READY FOR ADVENTURE!

CARDSTOCK MINIATURES ARE AN AFFORDABLE AND ATTRACTIVE ALTERNATIVE TO METAL OR PLASTIC MINIATURES. PRINT AS MANY AS YOU LIKE AS OFTEN AS YOU LIKE.

PLEASE USE ALL TOOLS RESPONSIBLY AND WITH GREAT CARE.
FOR UPDATES AND INFORMATION PLEASE SEE [HTTP://WWW.OKUMARTS.COM](http://www.okumarts.com)
© DAVID OKUM 2011

OKUM
ARTS
GAMES

SET ONE: CHARACTERS

A series of paper miniatures designed for roleplaying and wargaming.

Design and artwork © David Okum 2016

Ultima Forsan tm & © GG Studio 2016 Used with permission.



<http://www.okumarts.com>

<http://okumartsgames.proboards.com>
ggstudio.eu

Figures are 30mm scale. To assemble simply cut the figures out, score along the red line, fold and glue figures front to back. Use scissors and a craft knife to carefully finish trimming and cutting out the figure, leaving a black outline. Cover the white edges carefully with a black permanent marker. Use fold-up bases or foamcore cut into 20mm squares, carefully cutting a slot for the figure.



JOIN THE COMMUNITY!

#MAKE REQUESTS

#DISCUSS THE HOBBY

#SHOW OFF YOUR BUILDS

#DOWNLOAD BONUS CONTENT!



PLUS
SNEAK PEEKS AT
NEW RELEASES!



<http://okumartsgames.proboards.com>